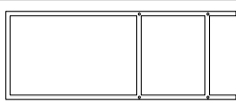
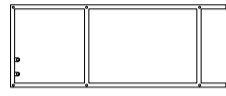

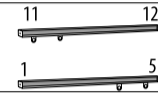



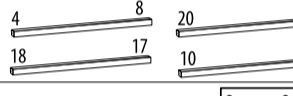

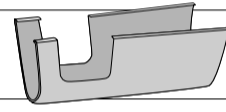
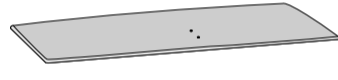










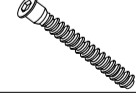




| Art.-Nr. / Item No. | Kratzbaum CityStyle mit Metallgestell | Farbe / Colour | Höhe / Height |
|---------------------|---------------------------------------|----------------|---------------|
| 48191 | | creme / cream | 100 cm |

| Pos. Nr. / Pos. No. | Bezeichnung / Description | Abmessung in mm / Measurement in mm | Anzahl / Quantity | Art. Nr. / Item No. |
|---------------------|---|-------------------------------------|-------------------|---------------------|
| Pos. 1 | Seitenteil, rechts / Side part, right  | 1000 x 400 | 1 | 48191-10 |
| Pos. 2 | Mittelteil / Mid part  | 1000 x 400 | 1 | 48191-11 |
| Pos. 3 | Seitenteil, links / Side part, left  | 730 x 400 | 1 | 48191-12 |
| Pos. 4 | Verbindungsstangen / Connecting rods  | 370 x 15 | 2 | 48191-20 |
| Pos. 5 | Verbindungsstangen / Connecting rods  | 370 x 15 | 2 | 48191-21 |
| Pos. 6 | Verbindungsstangen / Connecting rods  | 370 x 15 | 2 | 48191-22 |
| Pos. 7 | Verbindungsstangen / Connecting rods  | 370 x 15 | 2 | 48191-23 |
| Pos. 8 | Verbindungsstangen / Connecting rods  | 370 x 15 | 4 | 48191-24 |
| Pos. 9 | Verbindungsplatten für Bettchen / Connection plates for bed  | 120 x 120 | 2 | 48191-25 |
| Pos. 10 | Hängetunnel / Hanging tunnel  | 750 x 740 | 1 | 48191-40 |
| Pos. 11 | Zwischenboden, lang / Mid floor, long  | 750 x 370 | 1 | 48191-30 |
| Pos. 12 | Zwischenboden, klein / Mid floor, small  | 370 x 370 | 1 | 48191-31 |
| Pos. 13 | Liegeplatte, gepolstert, oben / Lying plate, padded, top  | 370 x 370 | 1 | 48191-32 |
| Pos. 14 | Kratzbrett / Scratching board  | 583 x 370 | 1 | 48191-33 |
| Pos. 15 | Seitenwand / Side wall  | 282 x 180 | 3 | 48191-34 |
| Pos. 16 | Seitenwand / Side wall  | 282 x 180 | 3 | 48191-35 |
| Pos. 17 | Platte für Bettchen mit Rand/ Plate for bed with rim  | 550 x 300 | 1 | 48191-41 |
| Pos. 18 | Bezug mit Rand für Platte / Edging with border for plate  | 600 x 350 | 1 | 48191-42 |
| Pos. a | Flachkopfschraube / Flathead screw  | M6 x 30 | 18 | 48191-60 |
| Pos. b | Flachkopfschraube (Kreuzschlitz) / Flathead screw (Phillips head)  | M4 x 10 | 22 | |
| Pos. c | Gewindeschraube / Threaded screw  | M6 x 50 | 4 | |
| Pos. d | Flachkopfschraube / Flathead screw  | M5 x 50 | 14 | |
| Pos. e | Inbus / Allen Key  | | 1 | |
| Pos. f | Inbus mit Kreuzschlitz / Allen key with Phillips head  | | 1 | |

DE Hinweis:
Dieser Artikel sollte von einer erwachsenen Person aufgebaut werden.

EN Advice:
This product should be assembled by an adult.



